



# Q4 2019 EAP Release Notes

**DECEMBER 6, 2019**

This document is intended only for the use of Client personnel under the terms of the NDA on file. It may not be distributed outside the client organization without previous authorization from e-Builder.

©Copyright 2019, e-Builder, Inc

## Table of Contents

Q4 2019 EAP Release Notes.....	2
What's New.....	2
Navigation Enhancements .....	2
Your Opinion Matters .....	4

## Q4 2019 EAP Release Notes

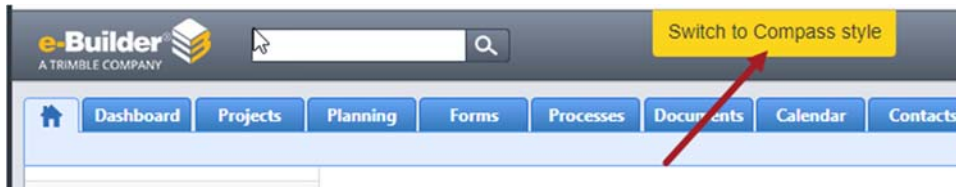
The e-Builder Q4 2019 EAP release notes contain information about new enhancements being released to select customers participating in the e-Builder Early Adopter Program. The enhancements outlined in these notes have not yet been released to general e-Builder customers and should be treated as confidential by EAP customers until public release.

### What's New

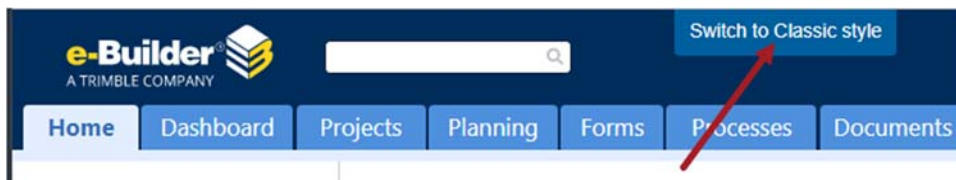
The following is a list of enhancements included in the release. If you have any questions regarding this release, please contact e-Builder [Technical Support](#).

#### Navigation Enhancements

We are pleased to introduce Project Compass – an initiative aimed to streamline and enhance your navigation experience so that you can retrieve your information quickly and manage your project more efficiently. As part of this initiative, we offer Compass Style, a UI with refreshed colors, fonts and graphical comments. To enable this style, simply click on the 'Switch to Compass style' button that appears at the top of your screen.



Preview the new look and customize your UI. If you prefer the original look, you can switch back to the Classic style.



As an Administrator, you can also choose which style your users will use by accessing your Color Scheme settings (Setup > Settings > Color Scheme).

**Manage Color Scheme**

**Compass style**

Select Visibility

- Allow users to try the Compass style
- Switch to the Compass style now
- Prevent users from trying the Compass style

**Color Scheme Settings**


Active Tab:	Tab Text	Background Color	Text Color
Inactive Tabs:	Tab Text	Background Color	Text Color
Grid Headers:	Header Text	Background Color	Text Color
Background and Footer Links:	Links	Background Color	Text Color

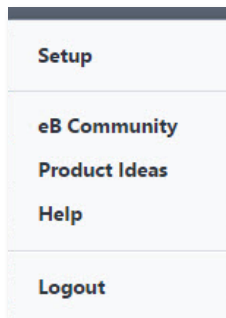
**Note:** This Color Scheme setting is temporary. In 2020, all users will be transitioned over to the Compass Style.

For more information, watch the following [introductory video](#).

## Your Opinion Matters

We rely on your feedback to better serve you. If you have ideas about improving our product or service, please don't hesitate to let us know. Below are four ways to reach us.

- **Like/Dislike**  – Located in the banner of e-Builder Enterprise™ are like and dislike buttons. Click these to express your opinion of a particular page. This feedback is used to help prioritize upcoming product enhancements.
- **e-Builder Product Ideas** – The Product Ideas portal gives you a platform to share your thoughts on how to make e-Builder better. You can read and vote on the ideas of fellow e-Builder users or post your own. The number of votes is one of the factors considered when forming e-Builder's roadmap. To access the Product Ideas portal, click the arrow next to your username within the banner of e-Builder Enterprise, and then click Product Ideas.



- **Support** – Our Support staff is always available to meet your needs. To speak to a live customer service representative, call us within the U.S. at 888-288-5717 and outside of the U.S. at 800-580-9322, or email us at [support@e-builder.net](mailto:support@e-builder.net).