

6

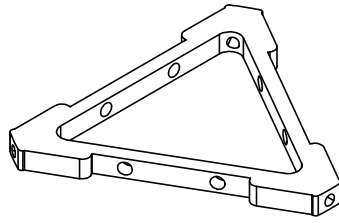
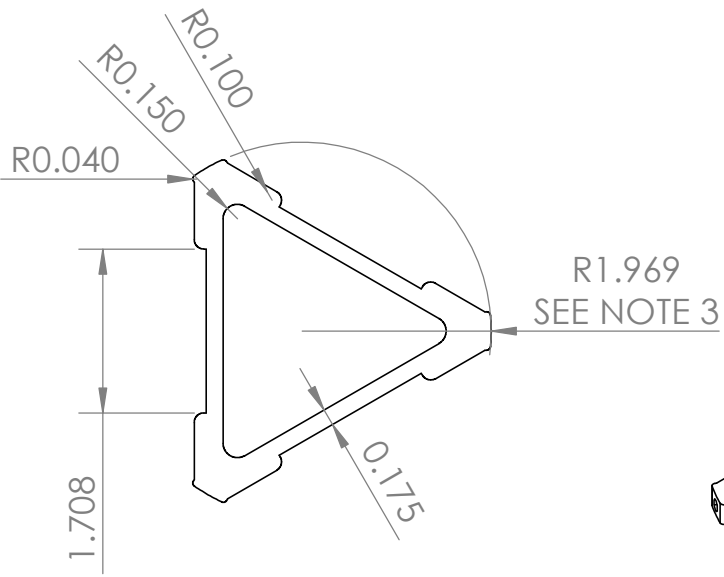
5

4

3

2

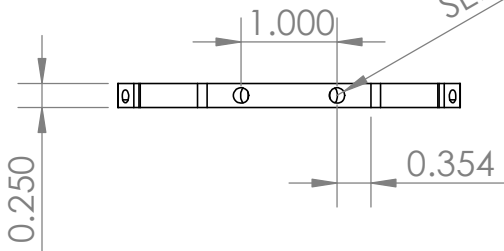
1



NOTES:

1. THIS PART USES A WATERJET PROFILE
2. USE A MILL FOR THE PANEL MOUNTING HOLES AND THEN TAP ALL SCREW HOLES
3. FIT CHECK IN TUBE

9 HOLES
10-32 TAPPED
SEE NOTE 2



UNLESS OTHERWISE SPECIFIED: DIMENSIONS ARE IN MILLIMETERS SURFACE FINISH: TOLERANCES: LINEAR: ANGULAR:		FINISH: NONE		DEBURR AND BREAK SHARP EDGES		DO NOT SCALE DRAWING		REVISION			
						TITLE: AVIONICS TOWER MOUNT					
DRAWN		JON ROSARIO		DATE						11/17/20	
CHK'D											
APPV'D											
MFG											
Q.A				MATERIAL:		6061-T6 ALUMINUM		DWG NO.			
						B-AV800		A4			
				WEIGHT:				SCALE:1:2			
								SHEET 1 OF 1			

6

5

4

3

2

1