



yeti

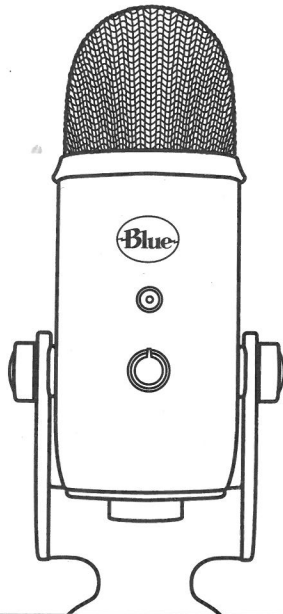
PROFESSIONAL MULTI-PATTERN USB MIC
FOR RECORDING AND STREAMING

QUICK START GUIDE

INDEX:

EN:	Pages 1-7
FR:	Pages 8-15
ES:	Pages 16-23
IT:	Pages 24-31
DE:	Pages 32-39
RUS:	Pages 40-47

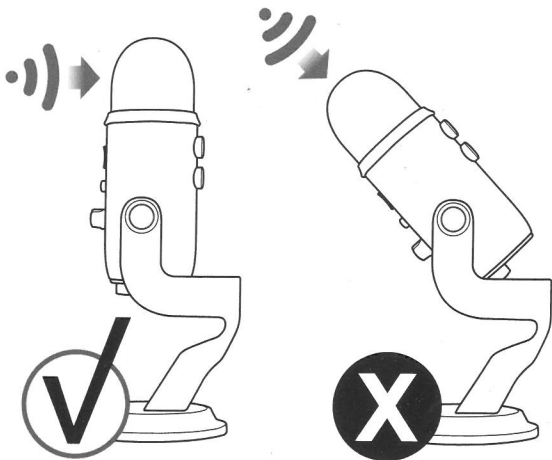
Congratulations on your purchase of the Yeti, the world's #1 USB microphone! Featuring Blue's innovative tri-capsule array, the Yeti lets you record with four unique patterns—stereo, cardioid, omnidirectional, and bidirectional—offering you recording possibilities that usually require multiple microphones. Informed by Blue's illustrious studio legacy, Yeti delivers dramatic, professional sound for podcasting, voiceover, Skype/VoIP, game streaming, vocals and instruments. There are no drivers to install—simply plug the Yeti into your PC or Mac, load up your favorite recording software, and record something amazing.



GETTING STARTED WITH YETI

After unpacking your Yeti, rotate the microphone 180 degrees so that the Blue logo and headphone volume control are facing you. Tighten the set-screws on the left and right of the base after adjusting the microphone to your desired angle. Connect Yeti to your computer with the supplied USB cable—the LED just above the Blue logo will glow red, indicating power has reached the mic.

Yeti is a side-address microphone, which means you should speak, sing, and play into the side of the microphone with the Blue logo facing the sound source, not the top of the microphone. Now you can start recording and streaming in stunning audio quality.



SOFTWARE SETUP

Whatever your favorite software is—Audacity, Garageband, iMovie, Ableton, Skype, you name it—Yeti will produce amazing results. Simply plug the mic into your Mac or PC, select Yeti as your recording input within your selected software, and start recording—no drivers required. It's that easy.

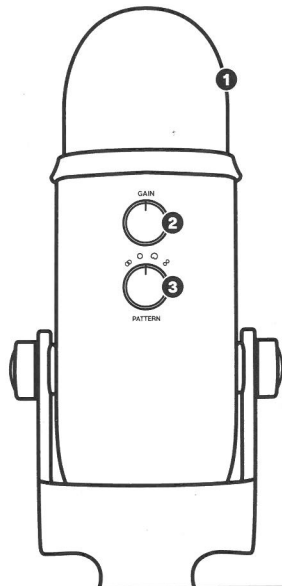
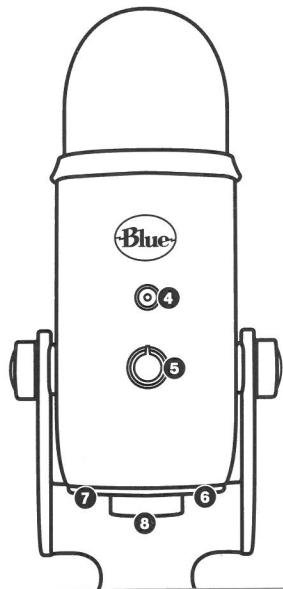
For game streamers, Yeti is compatible with most popular live-streaming software programs including Discord, Open Broadcaster Software (OBS), XSplit, Gameshow and more.

USING YETI WITH PC (WINDOWS 7, 8.1, OR 10)

1. Connect to your PC using the provided USB cable.
2. From the Start menu, select the Control Panel.
3. From the Control Panel, select the Sound icon.
4. Click the Recording tab and select Yeti.
5. Click the Playback tab and select Yeti.

USING YETI WITH MAC (macOS 10.10 OR HIGHER)

1. Connect to your Mac using the provided USB cable.
2. Open System Preferences and select the Sound icon.
3. Click the Input tab and select Blue Yeti.
4. Click Output tab and select Yeti.
5. From this screen, set the Output volume to 100%.



GETTING TO KNOW YOUR YETI

- 1 TRIPLE CAPSULE ARRAY** Three condenser capsules in an innovative configuration to enable great recordings in most any situation.
- 2 MICROPHONE GAIN** Control Yeti's gain (sensitivity). Turn the knob right to increase the level, and left to reduce the level.
- 3 MULTIPLE PATTERN SELECTION** Quickly select from Yeti's four pattern settings (stereo, cardioid, omnidirectional, bidirectional) by rotating the pattern selector knob.
- 4 MUTE BUTTON/STATUS LIGHT** Press the mute button to mute/unmute. When muted, the LED status light will flash.
- 5 HEADPHONE VOLUME CONTROL** Easily adjust Yeti's headphone output by turning the volume knob.
- 6 HEADPHONE OUTPUT** Yeti includes a standard 1/8" (3.5mm) headphone jack for monitoring and playback. Use Yeti's headphone output to monitor your microphone recording in real time, without latency delays.
- 7 USB CONNECTION** Yeti connects to your computer with one simple USB cable.
- 8 STANDARD THREAD MOUNT** If you would like to mount your Yeti to a standard microphone studio mount, remove Yeti from the included desk stand and thread in a standard threaded mount. For broadcast applications, we recommend the Compass desktop boom arm. To isolate Yeti from noise, shock, and ambient vibration, add the Radius III shockmount.

SWITCHABLE POLAR PATTERNS



1 STEREO

Uses both the left and right channels to capture a wide, realistic sound image—ideal for recording acoustic guitar or choir.



2 OMNIDIRECTIONAL

Picks up sound equally from all around the mic. It's best used in situations when you want to capture the ambience of "being there"—like recording a band's live performance, a multi-person podcast or a conference call.



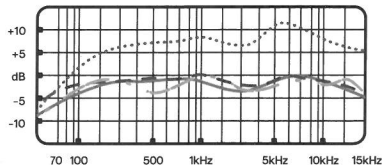
3 CARDIOID

Perfect for podcasts, game streaming, vocal performances, voiceovers and instruments. Cardioid mode records sound sources that are directly in front of the microphone, delivering rich, full-bodied sound.



4 BIDIRECTIONAL

Records from both the front and rear of the microphone—good for recording a duet or a two-person interview.



FREQUENCY RESPONSE POLAR PATTERN

These charts are a starting point for the sound provided. How the microphone reacts in a particular application will differ depending on sound source, orientation and distance from sound source, room acoustics and other factors. For more tips on miking and recording techniques, check out bluedesigns.com.

1 - - - - - 2 3 ————— 4 - . - . - .

TECHNICAL SPECIFICATIONS

- **Power Required/Consumption:** 5V 500mA
- **Sample Rate:** 48kHz
- **Bit Rate:** 16bit
- **Capsules:** 3 Blue-proprietary 14mm condenser capsules
- **Polar Patterns:** Cardioid, Bidirectional, Omnidirectional, Stereo
- **Frequency Response:** 20Hz - 20kHz
- **Sensitivity:** 4.5mV/Pa (1 kHz)
- **Max SPL:** 120dB (THD: 0.5% 1kHz)
- **Dimensions - mic with stand**
 - **L :** 4.72" (12cm) **W:** 4.92" (12.5cm) **H:** 11.61" (29.5cm)
 - **Weight:** 3.4lbs (.55kg)

Headphone Amplifier

- **Impedance:** >16 ohms
- **Power Output (RMS):** 130mW
- **THD:** 0.009%
- **Frequency Response:** 15Hz - 22kHz
- **Signal to Noise:** 100dB

SYSTEM REQUIREMENTS

PC

Windows 7, 8.1, 10
USB 1.1/2.0/3.0*

MAC

macOS (10.10 or higher)
USB 1.1/2.0/3.0*

Please see bluedesigns.com for more details

For best performance,
plug Yeti directly into
your computer's USB port.
Avoid using a USB hub.

For full warranty information, please visit
bluedesigns.com/warranty.

PRODUCT REGISTRATION

Please take a moment and register Yeti with us. It'll only take a minute and we guarantee you'll sleep better at night. As our way of saying thanks we'll provide you with:

FREE PRODUCT SUPPORT
OFFERS FOR DISCOUNTS ON OUR WEBSTORE*
MORE COOL STUFF

PLEASE REGISTER AT: BLUEDESIGNS.COM

**Not available in all regions—check web site for details.*



BLUEDESIGNS.COM

©2020 Blue Microphones. All rights reserved. Blue Logo Oval are registered trademarks of Blue Microphones, LLC. Mac, Macintosh, GarageBand and iMovie are trademarks of Apple Inc., registered in the U.S. and other countries. Windows 7, Windows 8.1, Windows 10 and Skype are registered trademarks of Microsoft, Inc. YouTube is a trademark of Google LLC. Audacity is a trademark of Dominic Mazzoni. Ableton is a trademark of Ableton AG. Discord is a trademark of Discord, Inc. XSplit Broadcaster is a trademark of Splitmedialabs Limited. Gameshow is a trademark of Telestream, LLC.