

KLT Rep Plot Focus Areas

Lighting Schedule:

<https://docs.google.com/spreadsheets/d/.../edit>


DS Low A

Ch. 11



DS Low B

Ch. 12




DS Low C

Ch. 13



DS Low D

Ch. 14



DS Low E

Ch. 15

(Original photo missing - Focus is a mirror image of Low A)




DS High A

Ch. 21




DS High B

Ch. 22




DS High C

Ch. 23



DS High D

Ch. 24




DS High E

Ch. 25



US F

Ch. 31



US G

Ch. 32




US H

Ch. 33



US I

Ch. 34



Lectern

Ch. 43

