

## Tech Blog (Microsoft, Google and Amazon)

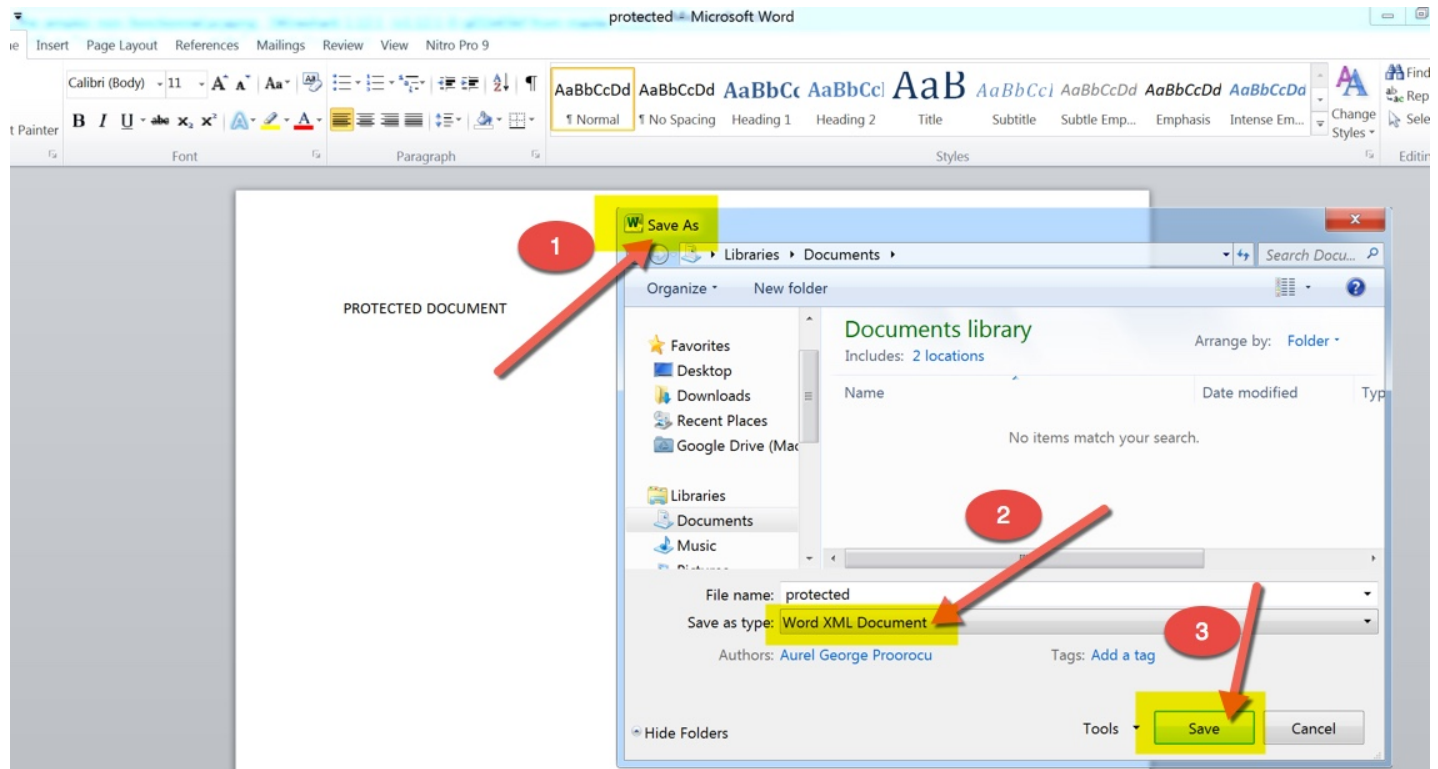
by Aurel Proorocu

### How to unlock a Microsoft Word Document [Step-by-step][Solved]

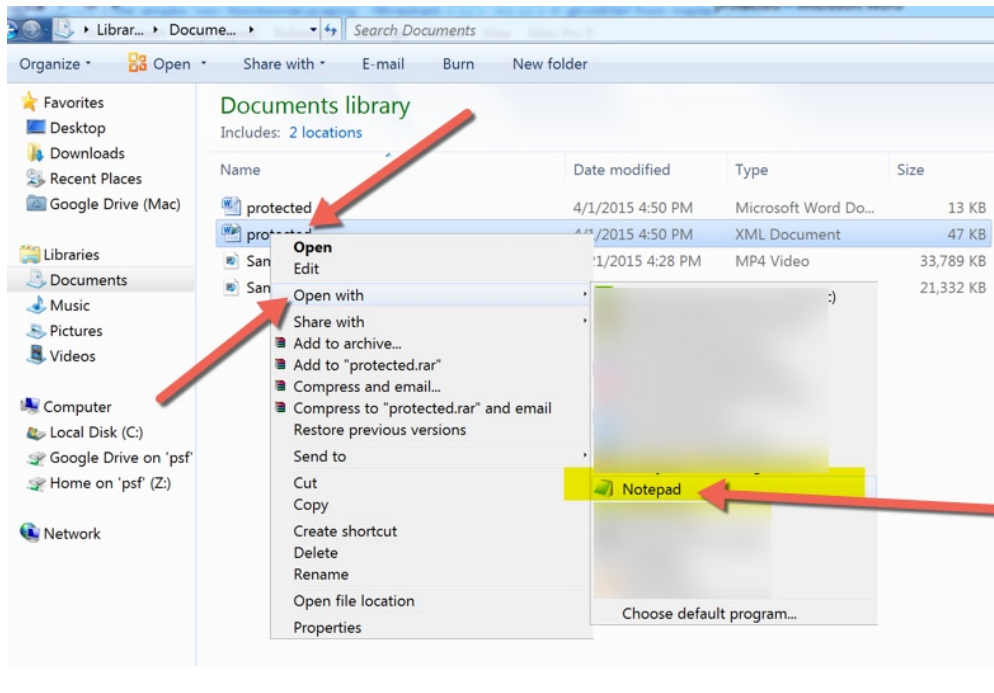
One of the most annoying things is to protect word documents and when you need to modify it.. you realise that you don't remember the password...

Here is how you can fix this in less than **1 minute**:

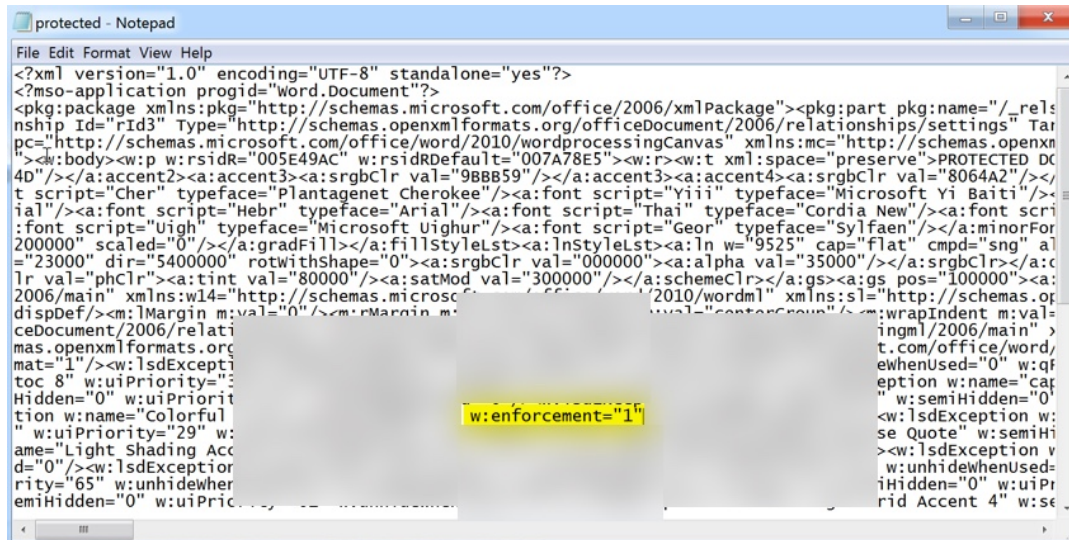
**1.** First of all, you need to open the doc in **Word**. Click on "**Save as**" and then save it with the **".xml"** extension:



**2.** Open this new **.xml** file with a text editor (Notepad, WordPad, etc.)



3. Now search (CTRL + F) for the string `w:enforcement="1"`




4. Now replace the "1" with "0"
5. Save the XML document
6. Open the XML document with Word
7. Click on "Save as" and save the document as **docx** or **doc**.

**Enjoy!**

This entry was posted in Other and tagged .docx blocked, docx protected, how to disable protection docx, how to unblock docx, how to unlock word documents, how to unprotect doc, microsoft word how to unprotect, solved docx protection, unlock word document on April 1, 2015 [<http://www.aurelp.com/2015/04/01/how-to-unlock-a-microsoft-word-document-step-by-stepsolved/>].

29 thoughts on "How to unlock a Microsoft Word Document [Step-by-step][Solved]"



Thanks for your post it save me a lot of time.

For the w:enforcement="1" it could also be "on" or "off"

---



JRL Construction, Inc.  
November 4, 2015 at 6:00 pm

THANK YOU, THANK YOU, THANK YOU!!! I am always amazed at how difficult the task seems to me, and then on-line, someone with much more knowledge than me SOLVES my very problem. I cannot express how thankful I am for your help. If I could hug you, I would.

---



Mondo George  
November 12, 2015 at 10:52 pm

What the hell is wrong with you gullible fools. If the first step is to 'open the file in Word', and you are able to do so, then you don't NEED to unlock it. Duh.

---



TQ  
December 29, 2015 at 7:59 pm

Can't tell if you're trolling or not Mondo, but there are many cases where a document can be opened and still locked. i.e. you cannot edit all or portions of the file

---



saeed  
September 16, 2017 at 7:43 am

I totally agree with Mondo George.

---



AndreaFS  
October 27, 2017 at 2:37 pm

Ok ... Let `s pretend we haven `t seen this stupid and ignorant comment Duh !

---



Tonya  
March 14, 2016 at 2:20 pm

This worked perfectly!!! I'm on Windows 10 (not sure it makes a difference or not) just FYI. Took less than 1 minute. Thank you for this information.

---



GuisBell  
July 22, 2016 at 1:35 am

Muchas gracias por la ayuda, no podía editar un documento porque estaba protegido, pero gracias a tus indicaciones logre desbloquearlo, muy eficaz, otra vez muchas gracias.

---



Ramesh  
2016 at 8:21 am



Great!!!  
Thanx a Ton!!!  
Ramesh



Sandi  
August 23, 2016 at 12:15 am

Unfortunately this process did NOT work for my document protection issue.  
Tried it in both Notepad and Wordpad and cannot locate the w:enforcement="1" as recommended.

This is the second time I have accidentally locked a document. Still don't know how it has happened, as on neither occasions I was in the protect editor area.

Is it possible that you can accidentally lock a document using a keyboard short cut.  
If so, can you tell me what it is?  
Also the document in question has 95 pages but I can now only view the first 78 pages in protect mode.  
Could really use your help on this one PLEASE!



Sandi  
August 23, 2016 at 12:25 am

BTW This file is completely highlighted in GREY when I open it up, when I click on the page it simply selects text highlighting it again in BLUE



Sandi  
August 25, 2016 at 2:48 am

Just discovered what was happening well after I had to retrieve a backup of the document and update it accordingly, another 3 hours wasted.

Apparently Word 10 has this annoying habit of locking (PROTECTING) your document when you do the following:  
1. select Insert Caption  
2. select dropdown list (Figure; table; etc)

GOTCHA .... word has just PROTECTED your document and if you haven't seen it happen immediately it won't let you go to Restrict Edit and undo it.

Now that I know what is happening in this document, I am taking the precaution to copy and paste the previous Table Caption and update it. Thank you Microsoft for another week of frustration.  
Hope this helps someone else.



admin Post author  
August 26, 2016 at 10:46 pm

Thanks for sharing!



Brian  
August 24, 2016 at 3:25 pm

PERFECT SOLUTION!!!! I never leave comments, but thank you very much!!!! Such an easy fix to such an annoying issue. You just save my company hours of work for me trying to find the originator of this document from 3 years ago.



This helped me a ton. If you don't see the 1 after the word enforcement, simply type in =none. It worked for me. This is awesome. Many times you can't edit the locked in fields of a word document. You can open it, but you can't change locked areas. This enables you to do just that.



Wendeline  
September 6, 2016 at 4:05 pm

I mean =off



AngelaQ  
September 15, 2016 at 7:32 am

Doesnt work for me. Once I change the 1 to 0 and resave as xml, MSword refuses to open it and says its corrupt, sigh..



JoSerra  
December 22, 2016 at 1:38 pm

+1  
THKS A LOT



GS  
April 18, 2017 at 12:09 pm

I can't find w:enforcement="1" please guid me.



GS Brar  
April 18, 2017 at 12:11 pm

I can't find w:enforcement="1", please guide me sir.



Morons  
May 1, 2017 at 8:29 pm

People, I'm sorry to say it. You are retarded.  
If a Word document is password protected there is no way in hell you can open it in the first place => can't do anything from what is written in this post.



NottaMoron  
March 14, 2018 at 8:06 pm

There are multiple levels of password protection in Word. Now, go write "retarded" on your bathroom mirror and look in it.



Nizami  
7 at 8:57 am

Hello All!!!

I do have one word file with extension '.docx' and unable to open it. just it asks to enter password on double click, even I converted file into .xml format and opened with notepad but data showing in unreadable font. Hence, unable to Search for the string w:enforcement="1" (or w:enforcement="on") to replaced with 0 or off.

Yet!!! I've not found such application to unlock it free.

Kindly do assist me if possible to do so.

Thanks and regards,  
Firdaous Nizami



Richard Blais

July 9, 2017 at 6:13 pm

Merci beaucoup,

Ça fonctionne très bien mais j'ai modifié la recherche pour le trouver par w:enforcement=



Dez

September 12, 2017 at 1:38 pm

This is awesome...Thank you ALL



FirstMiquel

November 8, 2017 at 8:21 pm

I have noticed you don't monetize your website, don't waste your traffic, you can earn extra cash every month because you've got high quality content.

If you want to know how to make extra bucks, search for:

Boorfe's tips best adsense alternative



John Malan

November 9, 2017 at 11:03 am

Brilliant !!!



MorNeo

March 21, 2018 at 10:13 am

Great, it's work for me, thank you!



Cha Cha Robinson

March 30, 2018 at 2:02 pm

This worked for me! Thank you so much. I need to save this for future reference!!!



Comments are closed.

