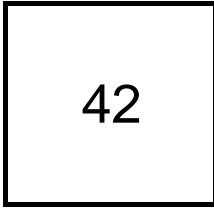


Creating Cases

Created Last Week



Cases Created Per Day

Average	Max
6.00	14 last week
5.32	14 6 weeks
6.16	25 6 months

Total Last Week

42 opened
9 closed

Month so far

166 opened
145 closed

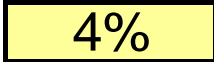
Pending Cases as of 5/1/2010

Closing Cases

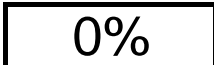
7 or more days



1 to 7 days

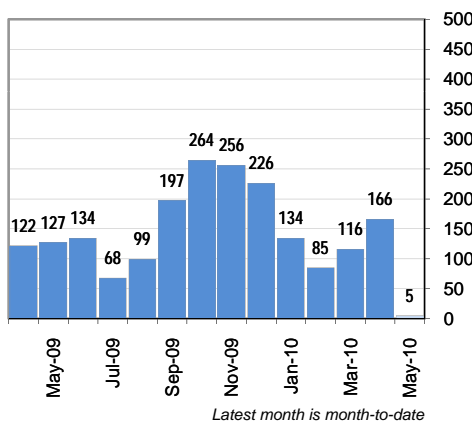


< 24 hours

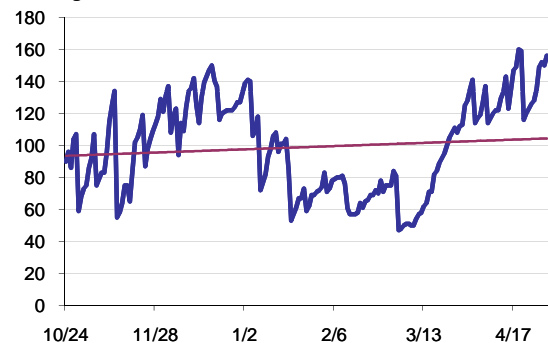


(over the last six weeks)

Cases Created Per Month



Pending Queue over the last 6 months



Net effect over six months:

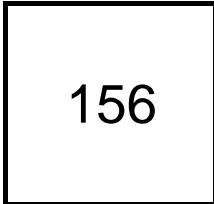
66 ↑

Stalled Cases

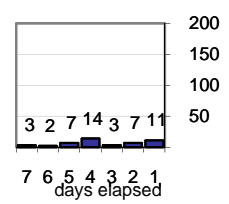
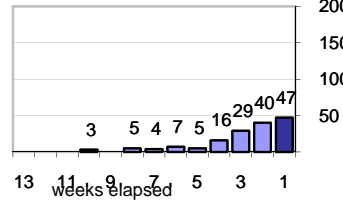
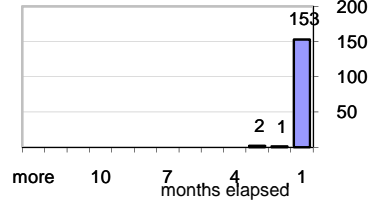
66 age of oldest, in days gone by
65 longest in days since any activity

Pending Queue

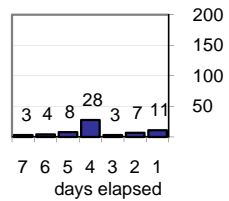
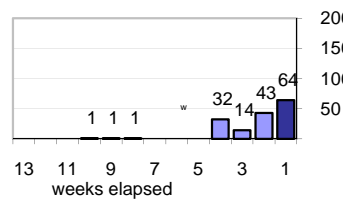
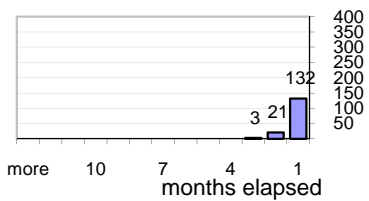
Currently Open



Age of Active Cases



Time Since Any Activity in Active Cases

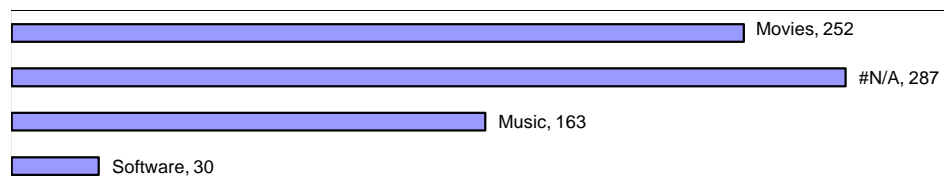


Complaint Types

Top Complaint Types over 6 months

Copyright Infringement 732

Sources of Copyright Infringement Complaints



Relative Volume of Copyright DMCA Cases, year to year

