



Outside Elevator: Right of Doors:



User presses
Floor 11




The interface
indicates that they
need to go to the
left to operator
B in the next minute
and 25 seconds.



Outside Elevator: Above Doors:


The elevator's ID letter - it will be color-coded

The shading represented serviced floors. These will have different colors to allow frequent users to glance quickly



The "arriving in" display updates in real time.

⇓ After a few seconds the "serving" display updates to show another floor.




Inside Elevator: Right of Doors:

This indicates the current floor and direction.

2 ↑

The shading indicates floor 14 is one of the serviced floors.



Periodically the display will show the estimated arrival



time instead of the serviced floors.

3 ↑

ETA to floor 14

