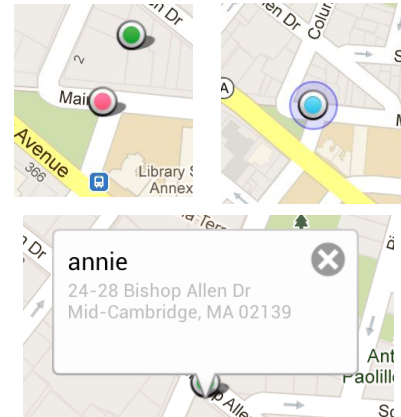


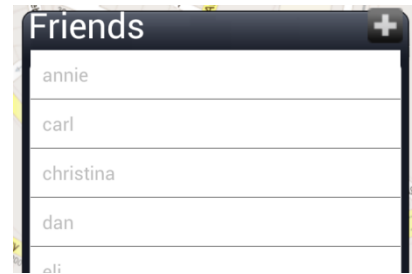
For this evaluation, the application was installed on a Samsung Galaxy Nexus running Android 4.0.2

## Usability Report

1. **Cosmetic** – The user’s location on the map is indicated by a red dot. The standard Android icon for “my location” is a light blue dot. This is achieved with the MyLocationOverlay. (standards)
2. **Cosmetic** – The tooltip that appears on top of a user’s location when you click on it is not consistent with the dot showing the user’s location. Is the user located at the center of the dot, or at the bottom? (consistency)
3. **Minor** – The user tooltip is clickable (in that it flashes orange when you click it), but no action occurs when you click it. One possibility is that this would lead to the user’s profile page. (efficiency)



4. **Minor** – In the friends list, all of the users’ names are gray, which does not contrast well with the white background and makes scanning for users’ names difficult. There is no apparent reason why these names should not be black. This is also true for the list of events in the calendar view, and the list of notifications in the notifications view. (visibility, readability, efficiency)



5. **Major** – After opening the friends, events, or notifications view, the Android back button should return the user to the screen they were previously viewing (either the map, or one of the other views). However, it exits the application. (consistency & standards)
6. **Minor** – The people, events, and notifications view appear as a dialog box over the map, but there is no apparent way to “close” the dialog. Further inspection reveals that this is accomplished by clicking again on the button that opened the dialog. This is inconsistent with how dialog boxes usually operate. One possibility is to move the + button to the left side of the dialog box, and put an x there instead. (consistency)

7. **Major** – On the user profile page, all of the information is presented in text fields, which usually indicates that they are editable. However, they are not and should therefore not be

**annie**

Annie at mit.edu
617 473 5389
32D 210

presented as such. At the very least, the text boxes should be “disabled” or grayed out. (consistency)

8. **Minor** – Most of the text fields on the user profile page are self-explanatory (email, phone number). The room number could be confusing, especially for people not familiar with MIT’s room numbering system. On the other hand, regular users of this app would not experience this issue for very long. (user help)

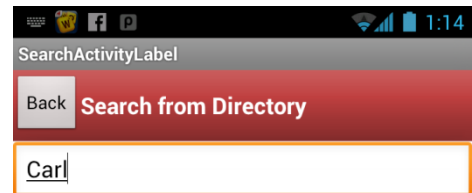
9. **Catastrophic** – Clicking the large “delete friend” button immediately removes the friend without confirmation. Given the social implications of removing a friend, the difficulty involved in re-adding a friend and receiving approval, and the large size of the button, confirmation is definitely needed. (error prevention)



10. **Minor** – After adding a friend, there is no indication that the user is still waiting for the friend to approve the friendship. A user new to the app may assume that they are automatically friends without approval. (visibility of system status, user help)

11. **Minor** – When viewing a user’s profile, the back button returns the user to the map. Instead, it should return to the previous view, which was the list of friends. (efficiency)

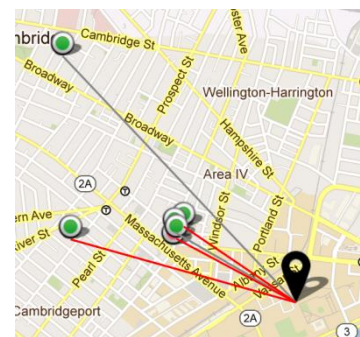
12. **Cosmetic** – When searching for users from the directory, there is a bar at the top that says “SearchActivityLabel.” This system representation of the view is unnecessary for the user to see. This also occurs when viewing event participants, where the title bar says “ViewParticipantsListActivityLabel.” (simplicity)



carl

13. **Good** – Showing lines from friends to the location of the meeting is an interesting and useful visual representation of how good or fair the meeting location is. (efficiency)

14. **Major** – Showing lines from *all* friends (not just the ones invited to the event) is not scalable. If the user has lots of friends, there will be too many lines and view will become too cluttered to be useful. It is also unclear what the different colors of lines (red, green, gray) indicate. (simplicity)



15. **Major** – When viewing event details, the event name, participants, and location are all text boxes, even though they are not editable. Additionally, participants and location are clickable to view more information, which again is not a standard property of

Event Title:

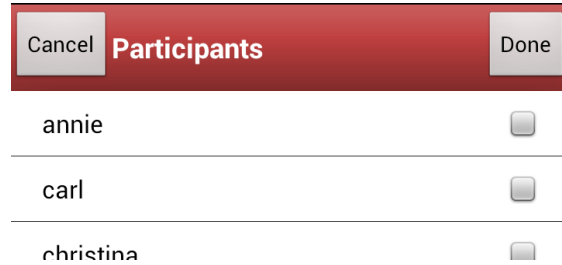
Participants:  
  
 Closed event?

Event Location:

a text box. There needs to be more indication of this, besides the slight variation in text color. (consistency)

- 16. **Good** – Confirmation on deleting an event is essential, since it not easily reversible and notifies all participants. (error prevention, error recovery)

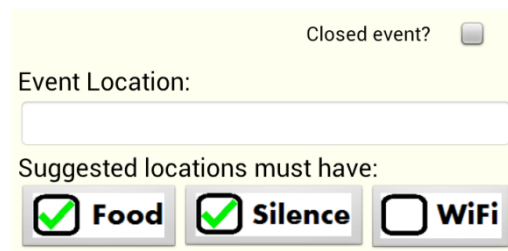
- 17. **Good** – Presenting a list of users to check makes it easier to construct the participants list than having to type every name (recognition over recall, efficiency).



- 18. **Major** – There also needs to be a way to add users by name, in case there are too many users to scroll through to find all the participants. Imagine having to scroll through all a user’s Facebook friends to find the ones to invite to an event. (efficiency, user freedom)

- 19. **Major** – Choosing a location by clicking on the map is nice, but there should be more ways to add a location. For example, users may want to add a location without an address (“MIT tennis courts”) or they may want to type the address specifically instead of needing to click precisely. (efficiency, user freedom)

- 20. **Cosmetic** – On the create event screen, the food/silence/wifi checkboxes are significantly different in appearance than the “closed event” checkbox. Especially since these are on the same screen, they should appear similar unless they have different behavior. (consistency, aesthetics)

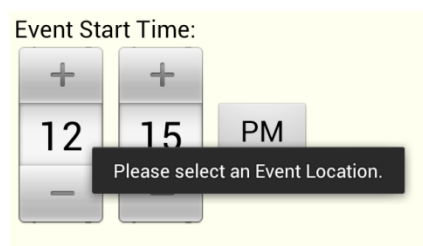


- 21. **Minor** – After creating an event, the constraints food/silence/wifi are not shown on the event details page (although they are shown on the RSVP page). Revealing these details to the users would be useful, as it explains the rationale behind choosing a meeting place. (visibility, help)

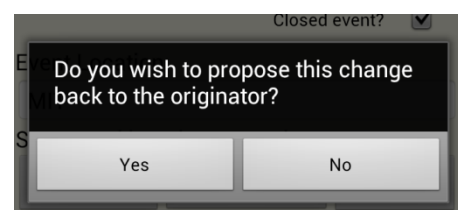
- 22. **Minor** – Both the Android back button and the “Back” button in the upper-left of the create event screen takes the user back to the map. It should return to the previous screen, which was the list of events. (efficiency, consistency).



- 23. **Major** – When creating an event, the user should not be forced to choose a location. Since one of the app’s purposes is collaborative event-planning, a user may prefer to leave the decision to his or her friends. (user freedom)



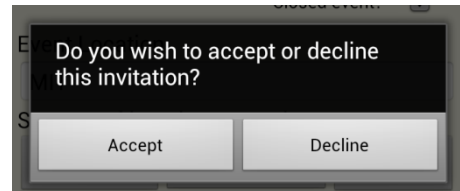
- 24. **Minor** - On the RSVP page, food/silence/wifi checkboxes are



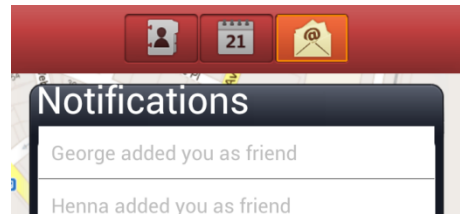
editable even though nothing else on the page is. They should only be editable once the user clicks “propose changes.” (consistency, visibility of system status)

25. **Minor** – When proposing changes to an event, there likely does not need to be a final confirmation after clicking “Propose changes to event.” The user has already clicked “Propose changes,” made changes, and then clicked “Propose changes to event.” Another confirmation seems unnecessary. (efficiency)

26. **Catastrophic** – After clicking RSVP on an event page, the user is presented with the option to Accept or Decline the RSVP. However, there is no way to navigate away from this prompt without RSVPing to the event. There should be a “Cancel” option, or the Android back button should close the dialog. (user control, error recovery)



27. **Minor** – Users should be able to see if they have new notifications, or even how many new notifications they have, without having to open the notifications dialog. One way to do this is to overlay the number of notifications on the notifications dialog button, as Facebook does. (efficiency, visibility of system status)



## Bugs

These issues are most likely not features of the application; therefore, they are listed separated from the usability report.

1. **Catastrophic** – Pressing the Android back button enough times will exit the app, as expected. However, after using the Android recent apps menu to open the app again, the app only has a black screen and does not restart.
2. **Major** – When adding participants to an event, pressing the “Cancel” button produces a message that says “Added as Friend.”

