

# PackIt Heuristic Evaluation

Mike Stunes

April 23, 2012

This app was tested on a Motorola Droid X, running Android 2.3.3 and Liberty ROM v2.0.

1. The shelf metaphor (see Screenshot 4) is good. (Match the real world, good)
2. I like the icon for the application; it's clean and simple. (Aesthetic and minimalist design, good)
3. The "Add new trip" option on the first screen is very discoverable (see Screenshot 1). (Help and documentation, good)
4. I don't know what the "Gender" slider is for (see Screenshot 2). The label indicates that it's for specifying gender, but I've never seen that on a slider before, and the ends aren't labeled. (Help and documentation, consistency and standards, major)
5. On the item-adding screen (see Screenshot 4), I see small buttons along the top, presumably for categories of items that I can add to my bag. However, I can't tell which category is currently selected. (Visibility of system status, minor)
6. All of the icons for items (see Screenshot 4) have zeros next to them, and I can't tell what's actually in my bag. (Visibility of system status, major)
7. I can't figure out how to add other items to my bag. (Help and documentation, catastrophic)
8. It's not entirely clear to me what the text boxes at the bottom are for when editing my "shelf" (see Screenshot 5, right above the keyboard). (Help and documentation, minor)
9. The "trip info" screens are very discoverable and generally quite helpful. (Help and documentation, good)
10. The icons for modes of transit on the trip info screen (Screenshots 2 and 3) are rather complex; they should be simpler and more aesthetically uniform. (Aesthetic and minimalist design, cosmetic)
11. When the keyboard is on the screen (Screenshot 5), the items on the top of the screen are obscured. (User control and freedom, flexibility and efficiency, minor)
12. The icons for different categories and different items are good. (Match the real world, good)
13. It's not clear to me whether I can add other arbitrary items; for instance, a camera, or my laptop charger, or a specific book: how do I do that? Can I do that? (User control and freedom, major)
14. The "# add" box (Screenshot 5) should use the numeric keyboard instead of the regular keyboard. (Consistency and standards, minor)
15. The appearance of the "mode of transportation" buttons changes after selecting one (Screenshots 2 and 3). (Consistency and standards, aesthetic and minimalist design, cosmetic)

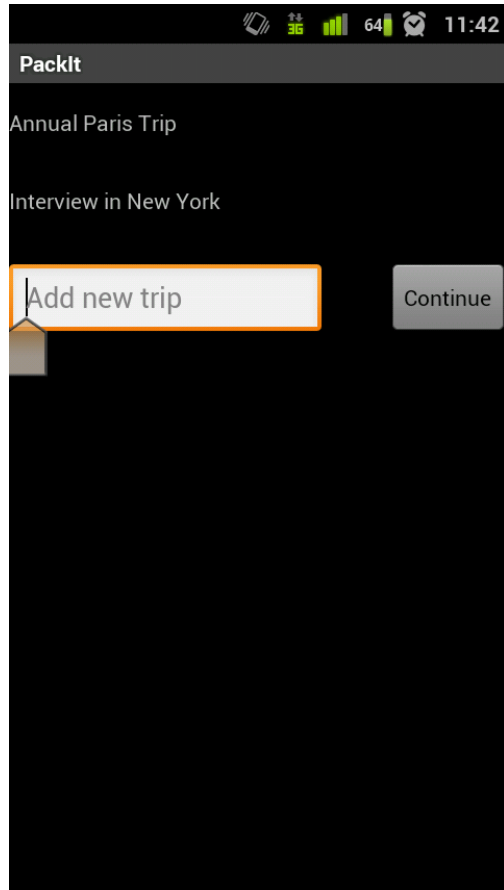


Figure 1: Screenshot 1

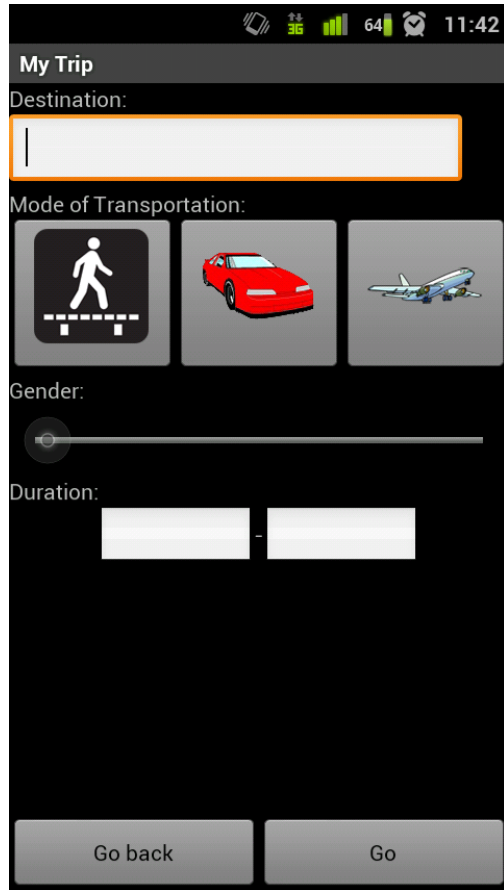


Figure 2: Screenshot 2

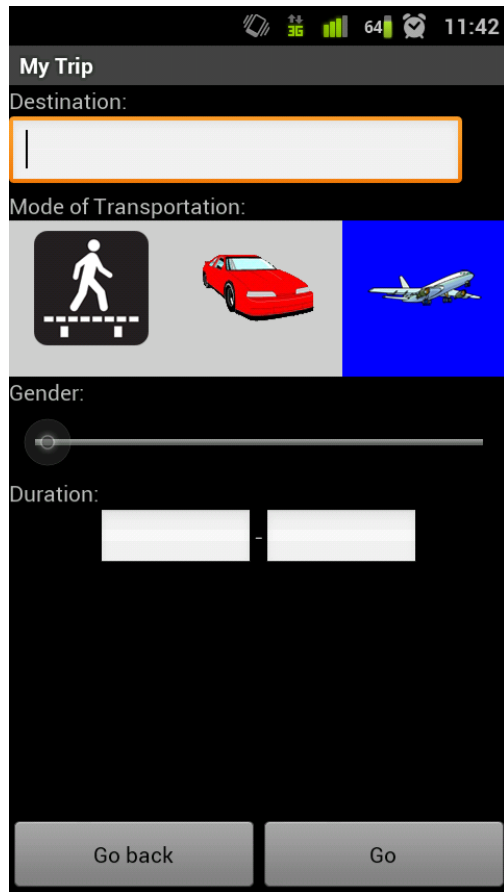


Figure 3: Screenshot 3

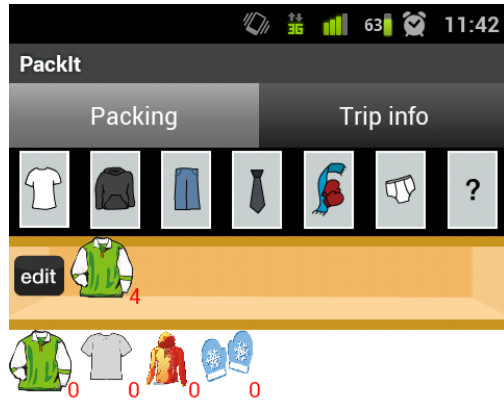


Figure 4: Screenshot 4

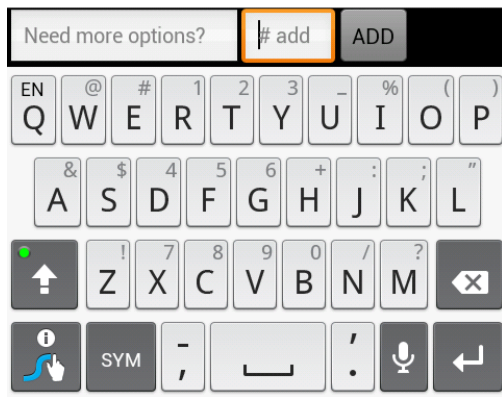
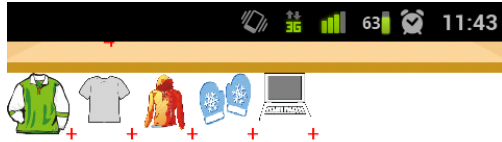


Figure 5: Screenshot 5