

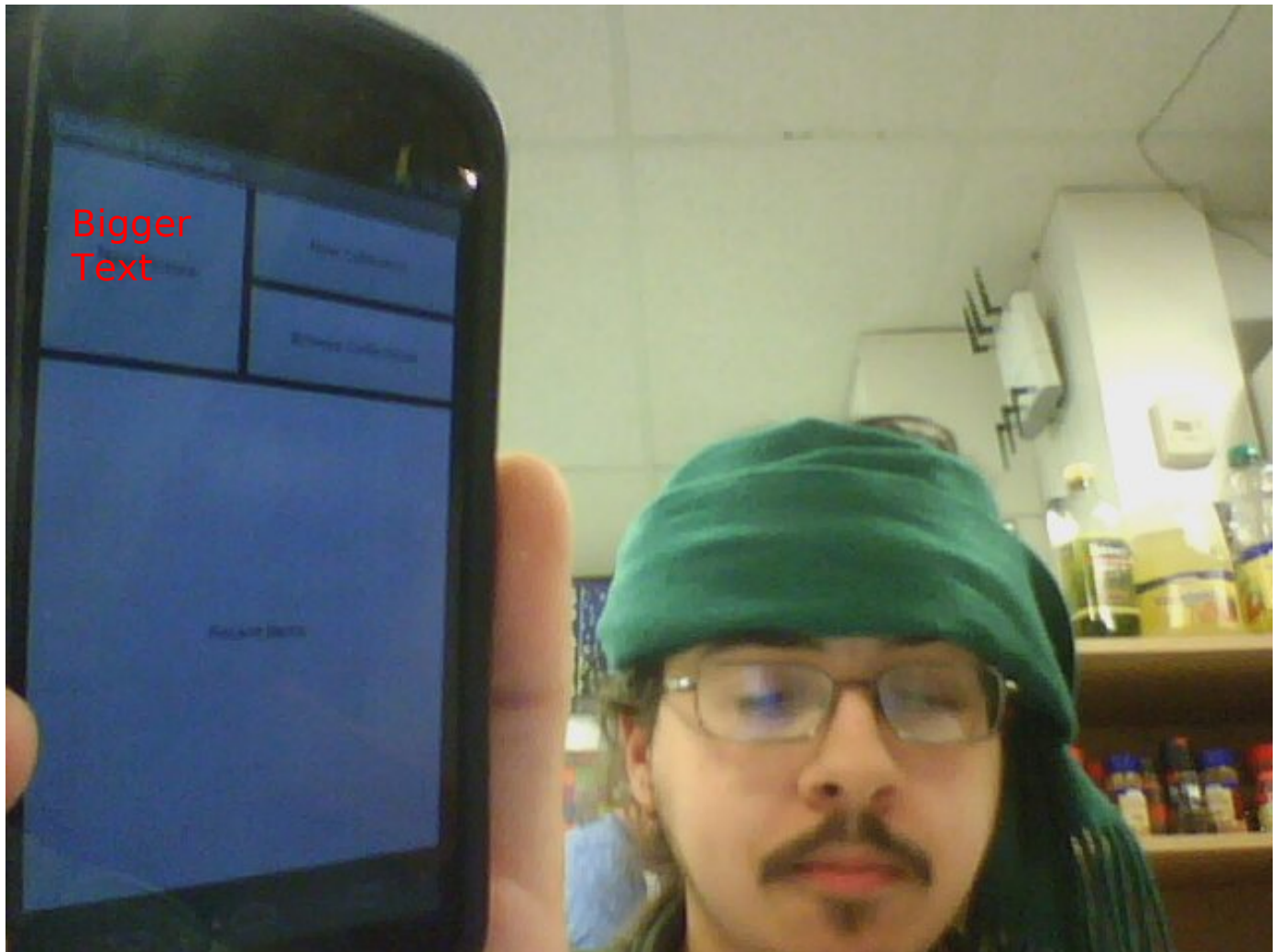
Heuristic Evaluation

Andrew M. Farrell

April 22, 2012

My major problem with this stem from lack of ability to see the state of the system. In particular, I cannot see what photos have been taken and what collections have been created. However, I suspect this is because you've not implemented actually storing anything.

1 Intro



Problems:

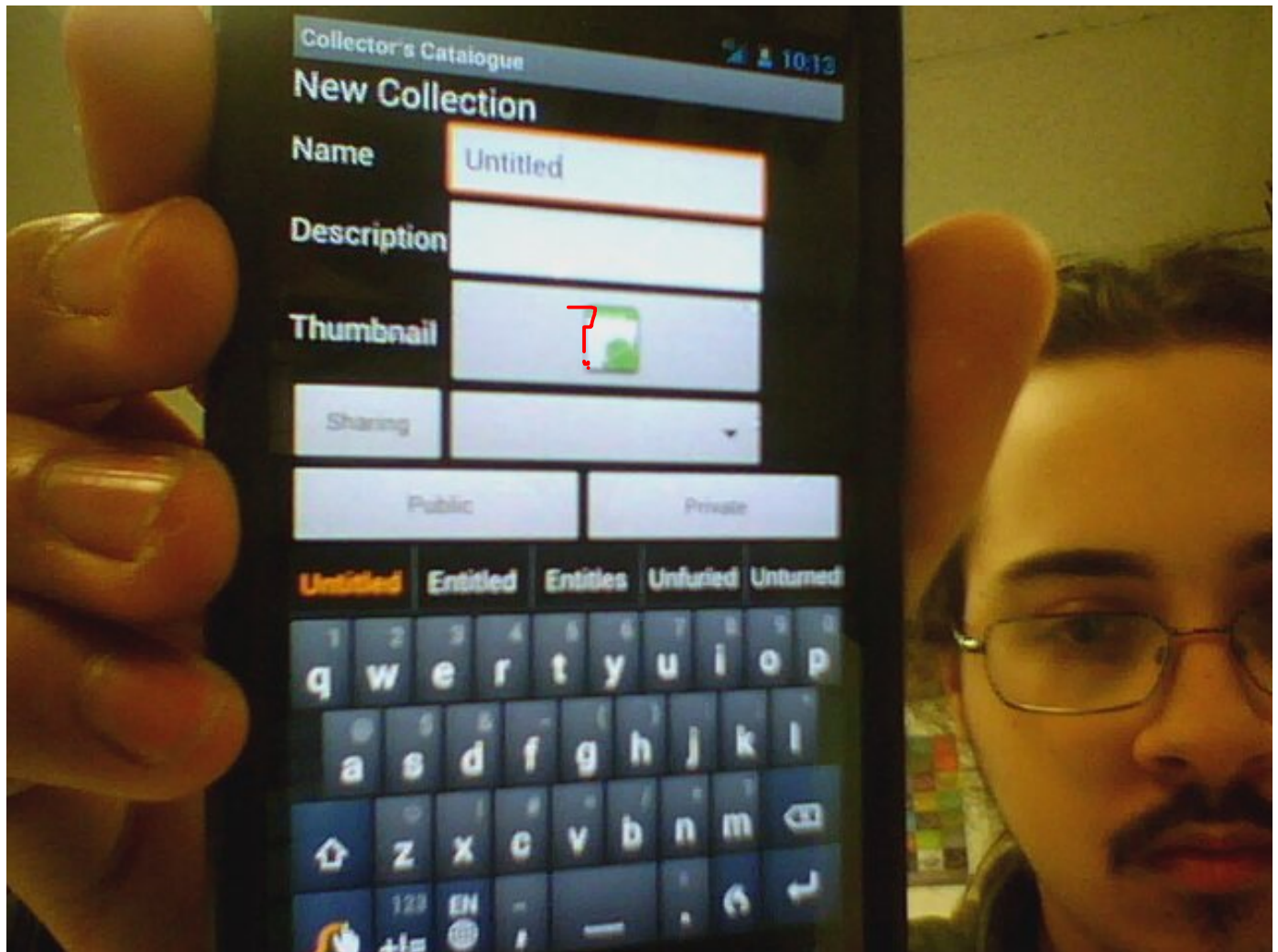
- There are only three buttons here, but it looks like there are four. This is inconsistent. Make the list of photos not look like a button.
- Does each item need to be in a collection, or can I have free-floating items? There is no metaphor which suggests either way. However, one of the buttons is larger, which is a bit of a hint. this should "Match the real world" by being represented, for instance, by a photo album book.
- There also is no help, which shouldn't be necessary if you get the metaphor right, but it should be there to fall back on.
- the font can be bigger with more contrast for visibility.

Good:

- This is uncluttered. I don't know what I should do, but it is obvious how to go about it.

Assuming I start by creating a collection...

2 Creating a New Collection




- When I click to fill in the name of the collection, I shouldn't have to do extra work to delete the word "untitled". That's inefficient.
- "Thumbnail" doesn't indicate if clicking it will open a photo-taking dialogue, or looking through files for a thumbnail photo. Lo! It doesn't do anything. Add a file or a shutter icon.
- When I click that a collection is public or private, it should highlight the buttons. Make the system state visible.
- When you are typing in the description field, the "Done" button gets hidden by the keyboard. Put it on the right side. Make it green.

What does "Public" and "Private" mean? What does sharing do?

- After creating a collection, I should be within that collection by default so that I can add an item. I can't say why, except this seems consistent with any other "create a collection" interface I've ever seen.

3 Selecting an old collection

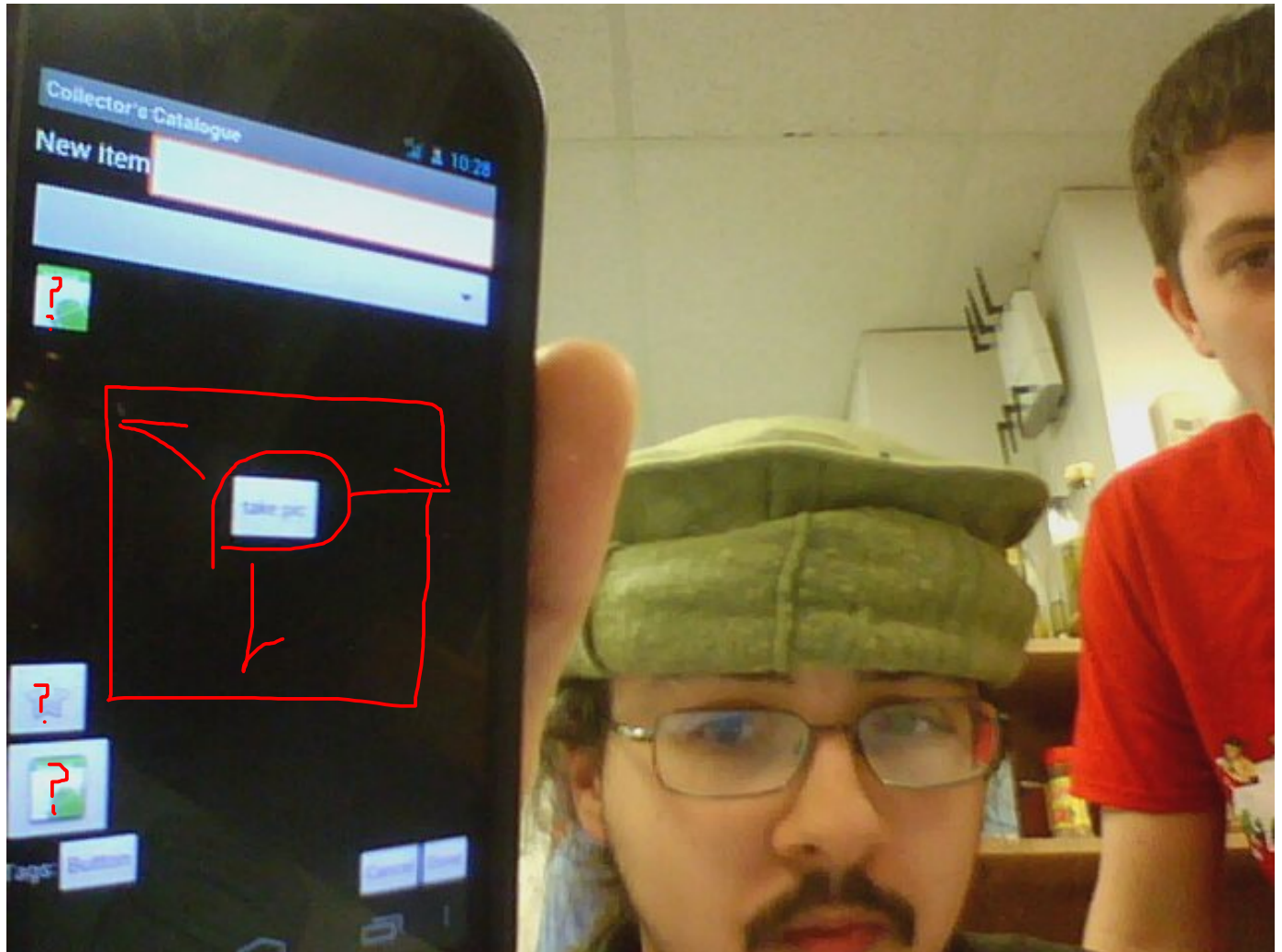


- After creating a collection, It should show up in the list of collections within the "browse collections" dialogue.
- When you select a collection, it should go to the dialogue to inspect and add items to it.

Good:

- If you have a lot of collections, starting out in "filter" is a good idea for efficiency.
- The "New Collection" button is a good idea here for efficiency.

4 taking a picture



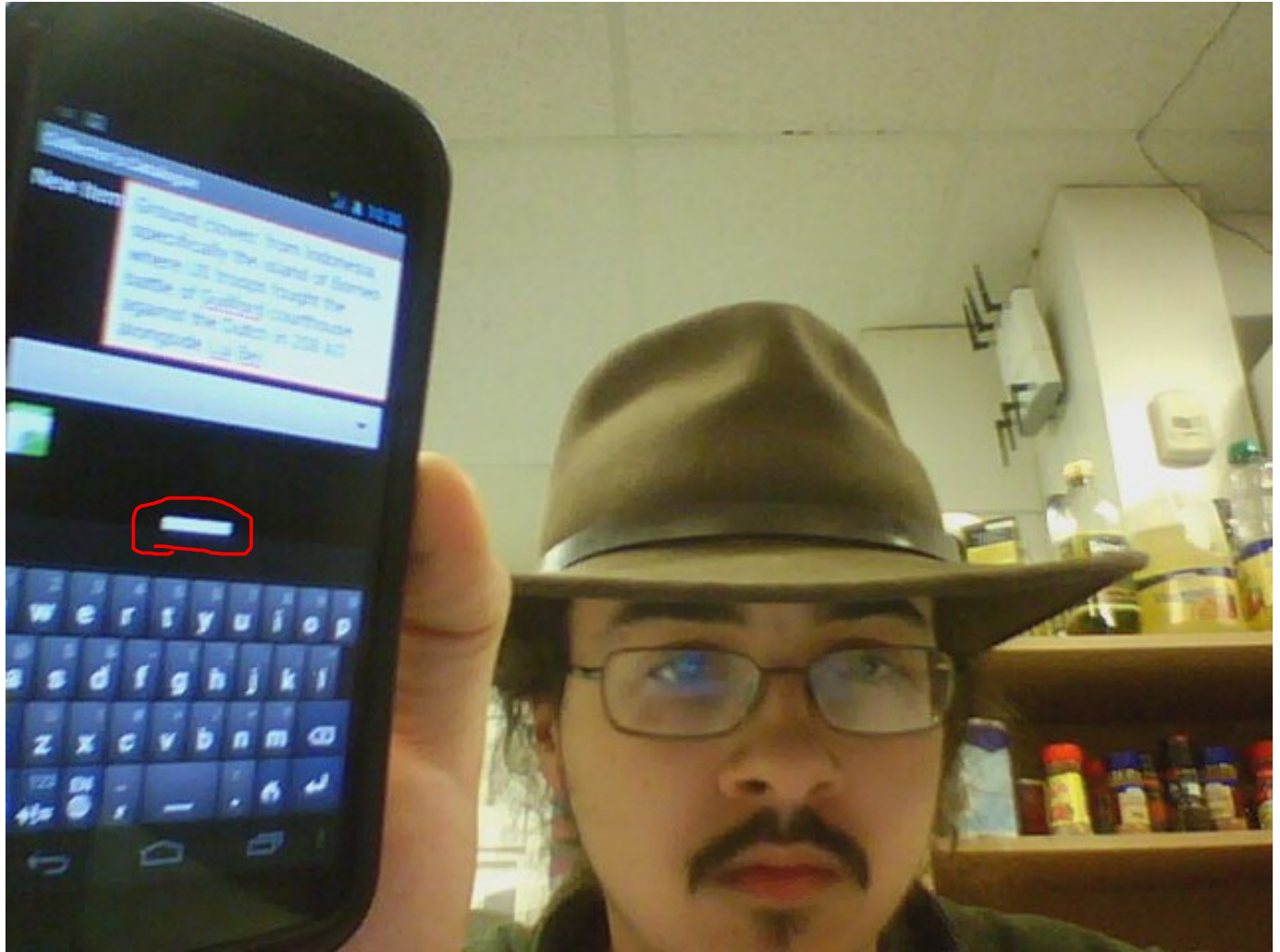
- When I start to take a new picture, the New Item text field has a blinking cursor in it, which is a false affordance because I need to tap it again in order to present a keyboard.
- "Take Pic" should be larger"
- There are what appear to be a number of false buttons on the left side. What is "Tags:"? These afford pressing and do nothing. What does the menu drop-down do?



- After taking one picture, having this appear in a field where it seems you can fit others would make it seem that you can take another picture of the same item, when in fact you cannot.
- It is not currently displayed which collection this is part of, if any. System state should be obvious.



This is not your doing, but it is worth noting for safety that this interface already has an "are you sure?" feature for taking a photo. Thus, you should not replicate it, if that is what you are trying to do with showing the thumbnail when you can't take multiple photos.



It is also true in this dialogue that it is possible to type too long of a description and thus hide the "Done" button.