

GR2:

Design Sketches

DESIGN 3

mobile (stretch)

KEVIN WONG

①



thumbs up



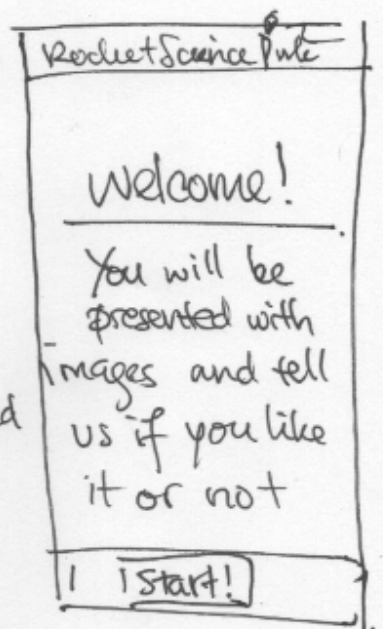
see explanation

thumbs down

Note:

The idea is very similar to the previous design (#2), but this one is for a mobile / small-screened interface.

②




②

The same type of screen as ①, but the presented image will depend on the previously selected / chosen images.

Again, each image has its own categories which will be used to determine the next images.

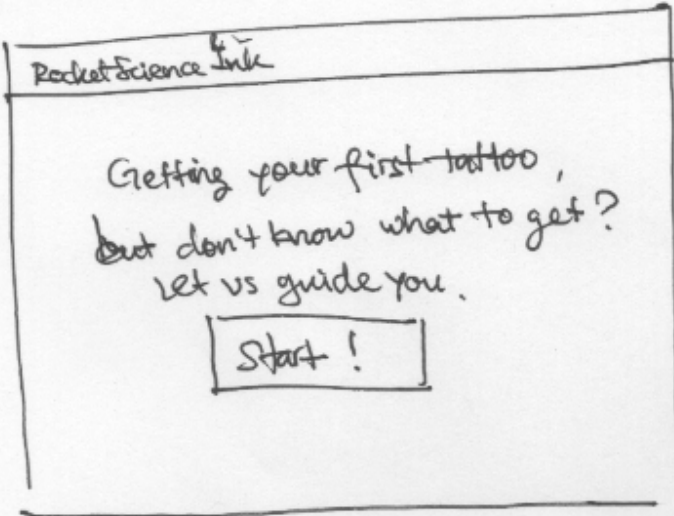
③

Once the system is confident about the user's style, the user will be presented with this screen

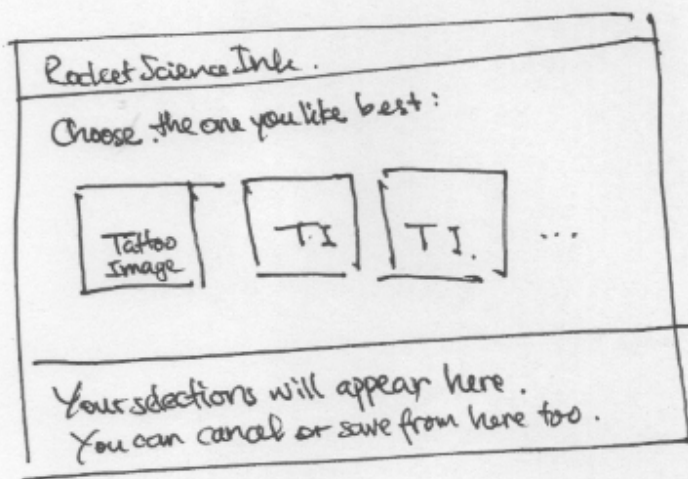


Storyboard 2: Converging Choices

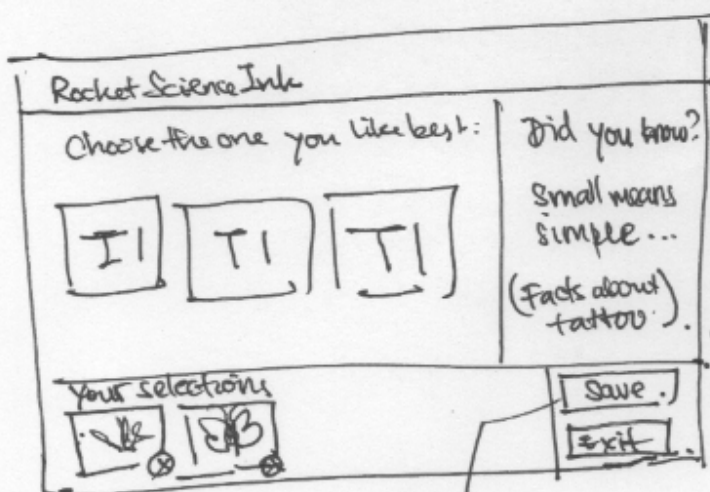
①



②



③



Useful Facts about
the process of
getting a tattoo.
(so that the user is educated).

Save prompts the user
to create an account.

Each iteration gives a more
converging options, hence
converging choices.