

Good unless intended (tested on Windows XP).

Main page.


1. **(Major)** There are about 3 or 4 different fonts on the page. This makes page looks a bit messy (this point should be considered not only for main page but also for all pages of the web-site) (graphic design).



Strawberry Cream Roll - Step 2 of 5

Potential solution: choose 1 font and use it.

2. **(Good)** The text is highlighted when the cursor is above it. This means that this text can be pressed (feedback).
3. **(Minor)** If the cursor is on the side from the text it's highlighted anyway but can't be pressed (feedback).



Kaleb



Potential solution: Highlight the text only when the cursor is right above it.

Project page.

4. **(Minor)** The main font is a bit hard to read (graphic design).

With the pink thread, sew the cake side to the cake bottom as shown, using [blanket stitch](#)

Make sure that the right sides are facing OUTWARDS when you are sewing them together!

Also helpful:

[Threading a needle](#)

[Blanket stitch](#)

[Tying off hand sewing](#)

Potential solution: make the font bigger and bolder. Probably, use another type of font.

5. **(Major)** It's hard to return more than 1 step back when you're sewing something using the site instructions. If, for example I forgot something I can't go to the first step easily (efficiency).

Potential solution: one of the probable variants can be small pictures on the left side showing each step. So, if I want to return back to the first step (or even more if I forgot the number of step I need to return to) I can look at the pictures on the left and press the necessary one.

6. **(Cosmetic)** Buttons "Back" and "Next" look small (efficiency).

Back

Next

Potential solution: Buttons should be bigger. Probably, making them in the form of arrows (like <Back Next>) will improve learnability also.

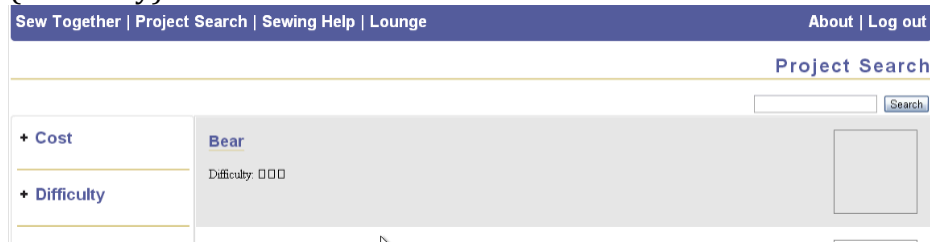
7. **(Cosmetic)** In the “Blanket Snitch” description there is no feedback on “More on blanket snitch”. So, it’s hard to understand if it can be pressed. (learnability)



Potential solution: either highlight it or underline it.

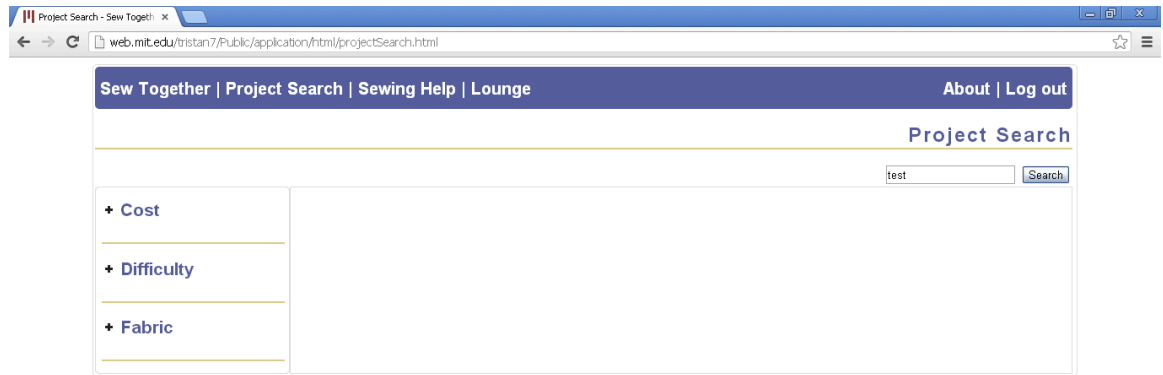
Project search.

8. **(Minor)** Search string is too small. Search button also looks a bit small (efficiency).



Potential solution: probably, it would be better to make a search string larger and make a search button a bit larger and colored.

9. **(Major)** Can't undo my search. There is no possibility to return if I make a mistake (safety).



Potential solution: make an undo button.

10. **(Good)** When I choose particular cost or material the chosen text remains bold so that I can easily understand what was chosen (efficiency).

\$10 and under

\$20 and under

\$30 and under

\$50 and under

11. **(Major)** Previous point doesn't work with difficulty. Pressing any difficulty breaks everything and I can't undo my action. (safety, efficiency)

Potential solution: probably, it wasn't still implemented? Then implement it.

12. **(Minor)** Left-side menu doesn't give any feedback when the cursor points on it. So, it's not easy to understand that it can be pressed (learnability) (This point also can be considered for the "Sewing help" page.)



Potential solution: highlight it.

Lounge.

13. **(Minor)** It's not easy to understand how I can enter one of the chats (learnability).



Potential solution: probably, it'd be better to make a big button "enter".

14. **(Major)** The description text and the text explaining the number of people is the same. Also I can't see who is in the chat (efficiency).

Hang out while working on our projects!

There are 7 people currently in this lounge

Potential solution: probably, it'd be better to highlight somehow the number of people in the chat. Also, it can be useful to write the names of the people in the chat, or show their small avatars.

15. **(Good)** I love your color scheme. It's simple but cute. Probably it can be helpful from the learnability side if you add some sewing elements on background that will show this site is about sewing. Also, I checked web-site with vischeck and I suppose, it suits color blind people.