

## Homework 2: Heuristic Evaluation

Dominic Kao  
dkao@mit.edu

In this document, we perform a heuristic evaluation of the user interface for the Tech Wizard application. There were no collaborators.

### Main Page

#### 1) Search Bar: Enter key press not registered

Severity: major

Principle: consistency & standards, flexibility & efficiency

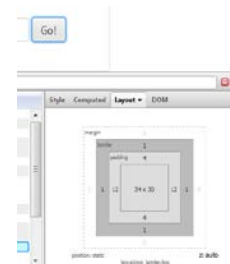


When the search bar has keyboard focus it does not respond to Enter button key presses.

#### 2) Search Bar: "Go!" button is too small

Severity: minor

Principle: flexibility & efficiency



The "Go!" button is disproportionately small as compared to the search bar size.

#### 3) Search Bar: "Go!" button label is minimally descriptive

Severity: minor

Principle: learnability

Consider a different label (e.g. "Search").

#### 4) Search Bar: "Go!" button has camouflaged color scheme

Severity: minor

Principle: contrast, graphic design



The "Go!" button style of white to gray gradient lends itself to blending into the white background. Consider a more distinctive button color.

#### 5) Search Bar: Does not have keyboard focus on page load

Severity: minor

Principle: flexibility & efficiency



The search bar should immediately have keyboard focus on page load.

#### 6) (Good) Search Bar: Default text is descriptive to purpose

Severity: good

Principle: learnability


Default text in search bar ("Search for tutorials") is appropriately descriptive.

### 7) (Good) Font consistency on main page

Severity: good

Principle: consistency & standards

Font is consistent in root menu on main page.



### 8) Broad categories without good information scent

Severity: major

Principle: learnability

“Internet” and “Photo & Video” are broad categories. It’s assumed these categories will cover basic topics such as “How to use a search engine” or “How to use a webcam”. Better information scent is required for these broad categories so a user doesn’t have to click through to find out what topics are covered (e.g. tooltips).

### 9) (Good) Menu icons are distinctive and recognizable for meaning

Severity: good

Principle: learnability, graphic design

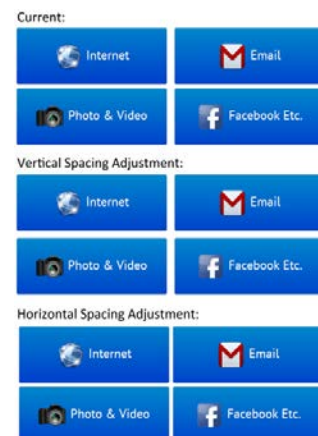
Icons used are immediately recognizable for their meaning.

### 10) Spacing between menu categories gives the illusion of vertical button grouping

Severity: minor

Principle: learnability

Consider using consistent spacing between the menu categories on the main page.



## Tutorial Listing Page

### 11) Opening a topic does not close previously opened topics

Severity: major

Principle: flexibility & efficiency

Opening another topic after the first does not close the previously opened topic, leading to a cluttered menu. If the user opens a second topic the user is likely to have not found what they were looking for in the previous topic.

### 12) No search bar

Severity: major

Principle: consistency & standards, flexibility & efficiency

A user wanting to perform a keyword search instead of sifting through topics will be required to return to the homepage. A search bar should be visible on all pages.

### 13) Sub-topics have poor information scent

Severity: major

Principle: learnability, help & documentation


A sub-topic like "Writing a new email" requires little additional explanation, however a sub-topic like "Contacts" is overly general. Goal-oriented descriptions may be useful (e.g. "In this section you'll learn how to add new e-mail contacts, as well as how to edit and delete existing contacts.").

### 14) (Good) "Did you know?" makes learning interesting

Severity: good

Principle: learnability, match between system and the real world

The "Did you know?" section adds fun trivia which makes learning interesting. It adds a humanistic aspect to a system consisting mostly of straightforward instructions. However, erroneous information presented as factual may confuse users who don't understand the humor.



## Instructions Page

### 15) Labels on “Previous” and “Next” buttons are misaligned

Severity: cosmetic

Principle: graphic design, consistency & standards

## Writing a New Email

◀ Previous

Next ▶

The “Previous” and “Next” labels are not vertically aligned with their respective arrows. The horizontal space between the labels and arrows is not consistent.

### 16) Poor information scent on “Previous” and “Next”

Severity: major

Principle: learnability

It’s impossible to know what the “Previous” and “Next” buttons lead to. A good example of linear tutorial navigation is <http://try.github.io/levels/1/challenges/1>.

### 17) Label choice “Previous” and “Next” may be suboptimal

Severity: major

Principle: recognition not recall, learnability



It’s not clear that “Previous” and “Next” are the right labels to use, it (somewhat) works for Google with the scent provided by the linear search result page ordering. Consider alternatives such as “Previous Tutorial” and “Next Tutorial”.

### 18) Large block of tutorial text is hard to digest

Severity: major

Principle: match the real world, help & documentation

The tutorial itself consists of a large block of text. Presumably, screenshots will later be used to clarify instructions. Consider instead creating an interactive dialog through which the user performs the listed instructions (e.g. sending a fake e-mail). Another less onerous option is embedded video tutorials, many of which already exist on YouTube.


So you've got email all set up and you want to send an email to your friend. Now what?

1. Find the button that creates a new message in your email client. Typically, this button says "Compose" or "New email." Here it is in gmail, outlook, and apple mail.
2. Type the email address of the person you are sending it to in the "To:" field. More in-depth instructions about using contacts to do it here. For now, ignore the cc and bcc field.
3. In the "Subject:" field, write a short (less than 1 sentence) topic sentence for your email. Something like "Thought of you today," "Information for tomorrow's meeting", or "Check out this cool article I read today" will do.
4. Write your email, make it shiny, shiny pictures go here.
5. Press send! Your email will be delivered instantly. But, don't be surprised if you don't get a reply. Some people don't check their email very often, and not every email is seen as needing acknowledgement.

### 19) Lack of affordances for changing text size and printing

Severity: minor

Principle: flexibility & efficiency, consistency & standards


Given that tutorial body text is small, consider adding **AAA** text size increase/decrease buttons for enhancing readability, as well as a  print icon for users that want to use a paper copy of the tutorial instead.

## 20) Lacking proper alignment to right hand side

Severity: minor

Principle: consistency

On the right side of the tutorial instruction page, both the “Next” button and the thin gray line beneath it are not properly aligned to the right hand edge of the body block.



## 21) Colors of Home and Related buttons are not distinct

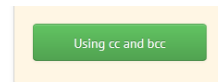
Severity: minor

Principle: consistency & standards

The color of the “Using cc and bcc” button is the same as the color of the “Back to TechWizard Home” button. Consider using the green color only for the home button to maximize its recognizability.

7. Make your email more interesting, funny pictures go here.

5. Press send! Your email will be delivered instantly. But, don't be surprised if you don't get a reply. Some people don't check their email very often, and not every email is seen as needing acknowledgement.

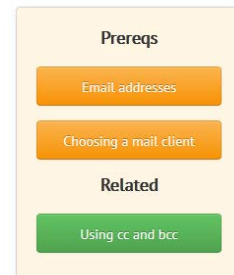


## 22) Shorthand “Prereqs” is unnecessary

Severity: minor

Principle: learnability

The shorthand “Prereqs” in place of “Prerequisites” is unnecessary given the space available.




## 23) Inconsistent horizontal alignment of header text

Severity: minor

Principle: consistency & standards, aesthetics

Header text is inconsistently aligned between Firefox and Chrome (left aligned on Firefox and centered on Chrome).

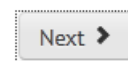


## 24) Firefox displays unsightly dotted outline on button focus

Severity: cosmetic

Principle: aesthetic & minimalist design, consistency & standards

Firefox Buttons that have focus show an ugly dotted outline around their borders. See <http://stackoverflow.com/questions/71074/how-to-remove-firefoxs-dotted-outline-on-buttons-as-well-as-links>. Focus indicators are important (since keyboard tabbing to an element and pressing enter is a valid way of navigating a website), but the indicator can be more aesthetically consistent (e.g. without the white space between the bottom of the outline and the button and a colored outline which is distinct and less visually jarring).



**25) Chrome displays misaligned TechWizard title**

Severity: minor

Principle: aesthetics



On Chrome only, the title is misaligned.

**26) (Good) Screen is divided by function using position and color**

Severity: good

Principle: consistency & standards, aesthetic & minimalist design

There is effective use of background color and positioning to delineate function across a single screen.

